



# REPORT

25800 COMMERCENTRE DRIVE, LAKE FOREST, CA 92630

Project No. G101918458

Date: April 27, 2015

REPORT NO. 101918458LAX-054

TEST OF ONE LED BLINDER

MODEL NO. COLOUR 5 PROFILE 19°

RENDERED TO

ELATION LIGHTING  
6122 S. EASTERN AVE  
COMMERCE CA 90040

TEST: Electrical and Photometric tests as required to the IESNA test standard.

STATEMENT OF LIMITATION: This report must not be used by the client to claim product certification, approval, or endorsement by A2LA, NIST, or any agency of the federal government.

AUTHORIZATION: The testing performed was authorized by signed quote number Q500519256.

STANDARDS USED: The following American National Standards or Illuminating Engineering Society of North America Test Guides were used in part or totally to test each specimen:

IESNA LM-79 - 2008: Electrical and Photometric Measurements of Solid State Lighting

DESCRIPTION OF SAMPLE: The client submitted one production sample of model number COLOUR 5 PROFILE 19°. The sample was received by Intertek on April 24, 2015, in undamaged condition and one sample was tested as received. The sample designation was LAN1504240948-008.

DATES OF TESTS: April 27, 2015

---

This report is for the exclusive use of Intertek's Client and is provided pursuant to the agreement between Intertek and its Client. Intertek's responsibility and liability are limited to the terms and conditions of the agreement. Intertek assumes no liability to any party, other than to the Client in accordance with the agreement, for any loss, expense or damage occasioned by the use of this report. Only the Client is authorized to copy or distribute this report and then only in its entirety. Any use of the Intertek name or one of its marks for the sale or advertisement of the tested material, product or service must first be approved in writing by Intertek. The observations and test results in this report are relevant only to the sample tested. This report by itself does not imply that the material, product, or service is or has ever been under an Intertek certification program.



SUMMARY

Model No.:	COLOUR 5 PROFILE 19°
Description:	LED Blinder

Criteria	Result
Total Lumen Output (Lumens)	3968.1
Total Power (W)	210.70
Luminaire Efficacy (LPW)	18.83
Power Factor	0.990

EQUIPMENT LIST

Equipment Used	Model Number	Control Number	Last Date Calibrated	Calibration Due Date
LSI High Speed Mirror Goniometer	6440T	000943	04/22/15	05/22/15
Elgar Power Supply	CW1251	000944	VBU	VBU
Yokogawa Power Analyzer	WT210	000945	11/26/14	11/26/15
Temp. & RH Meter	971	001178	12/22/14	12/22/15
Extech Instruments Stop Watch	365510	001390	12/08/14	12/08/15
Tape Measure	33-430	001491	12/08/14	12/08/15

TEST METHODS

Seasoning in Sample Orientation – LED Products

No seasoning was performed in accordance with IESNA LM-79.

Photometric and Electrical Measurements – Distribution Method

A LSI Type C High Speed Model 6440 Mirror Goniometer was used to measure the intensity (candelas) at each angle of distribution for each sample.

Ambient temperature was measured equal to the height of the sample mounted on the Goniometer equipment. Each sample was operated at input rated voltage in its designated orientation. Each sample was allowed to stabilize for at least thirty minutes before measurements were made. Electrical measurements including voltage, current, and power were measured using the Yokogawa Power Analyzer.

Some graphics were created with Photometrics Plus software.

**RESULTS OF TEST**

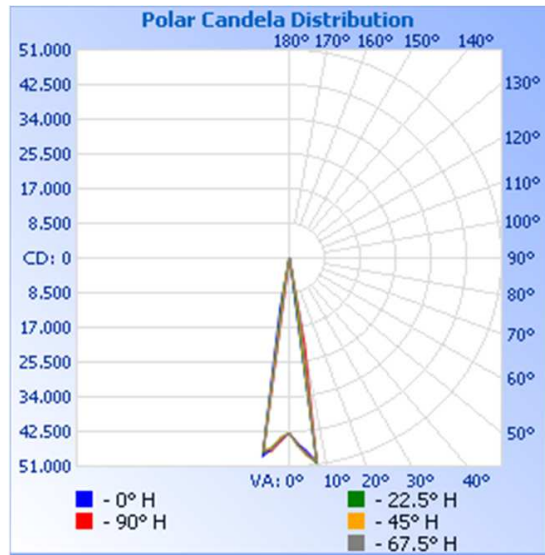
**Photometric and Electrical Measurements at Ambient Temperature (25°C +/- 1°C) – Distribution Method**

Intertek Sample No.	Base Orientation	Input Voltage {Vac}	Input Current (mA)	Input Power (Watts)	Input Power Factor	Absolute Luminous Flux (Lumens)	Lumen Efficacy (Lumens Per Watt)
LAN1504240948-008	UP	119.99	1773.10	210.7	0.990	3968.1	18.83

**Intensity (Candlepower) Summary at 25°C - Candelas**

Maximum Candela Value: 50,632.0

Angle	0	22.5	45	67.5	90
0	42834	42834	42834	42834	42834
5	47320	48444	48596	48363	48022
10	1947	3833	9078	15264	21137
15	21	30	55	29	34
20	30	25	45	37	25
25	15	38	14	14	30
30	10	8	17	3	12
35	0	8	0	0	6
40	0	8	10	0	0
45	0	3	5	0	0
50	7	0	9	0	8
55	9	11	9	0	5
60	0	2	6	0	4
65	0	0	0	2	0
70	7	10	2	0	19
75	9	0	12	0	0
80	11	5	0	12	0
85	0	0	0	4	2
90	0	2	0	8	3

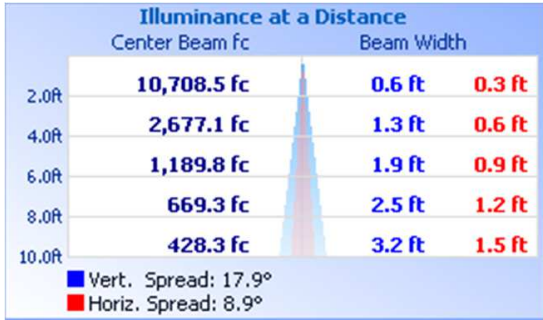


RESULTS OF TEST (cont'd)

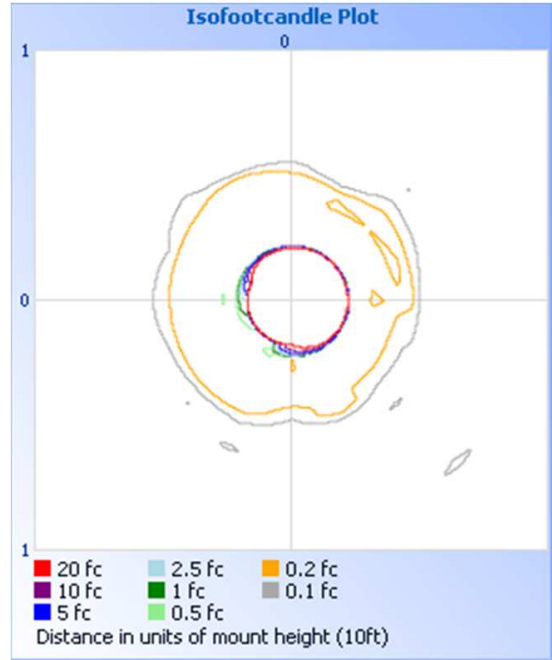
Illumination Plots

Mounting Height: 10 ft.

Illuminance - Cone of Light



Isoillumination Plot



Zonal Lumen Summary and Percentages at 25°C

Zone	Lumens	% Luminaire
0-30	3950	99.6%
0-40	3954	99.6%
0-60	3959	99.8%
60-90	9.1	0.2%
0-90	3967.9	0.2%
90-180	0.2	0.0%
0-180	3968.1	100.0%

Zonal Lumens and Percentages at 25°C

Zone	Lumens	% Luminaire
0-10	3681	92.8%
10-20	258.2	6.5%
20-30	11.5	0.3%
30-40	3.1	0.1%
40-50	2.3	0.1%
50-60	2.9	0.1%
60-70	2.9	0.1%
70-80	2.5	0.1%
80-90	3.8	0.1%

PICTURE (not to scale)



CONCLUSION

The results tabulated in this report are representative of the actual test samples submitted for this report only. The data is provided to the client for further evaluation. Compliance to the referenced specification requirements was not determined in this report.

In Charge Of Tests:

Ameet Alawi  
Technician  
Lighting Division

Attachment: None

Report Reviewed By:

Kenda Branch  
Lighting Performance Team Lead  
Lighting Division