



## DTW BAR 1000™

SKU# DTW392

The new DTW BAR 1000™ features (12) 10W multi-chip CW / WW / Amber LEDs, 28° beam angle, full color temperature range control (2,700K - 6,500K) plus independent Dim-to-Warm channel control (1,800K - 3,200K), pixel control, variable dimming curve modes, strobe and chase effects, ArtNet, KlingNet and RDM (remote device management) protocol support, DMX, RJ45, and power in/out connections, LCD menu display with 4 button control panel, integrated dual rigging brackets, multiple unit power linking, rugged die-cast aluminum exterior, frost filter and glare shield (included), flicker free operation for TV and FILM, and a multi-voltage universal auto switching power supply (110-240v).



### FEATURES

**12 x 10W Multi-Chip CW / WW/ Amber LEDs**

**28° Beam Angle**

**Pixel Control**

**Color Temperature Range Control (2,700K - 6,500K)**

**Dim-to-Warm Channel Control (1,800K - 3,200K)**

**ArtNet and KlingNet Support**

**RDM - Remote Device Management**

**Rugged Die-Cast Aluminum Exterior**

**Flicker Free Operation for TV and FILM**



**Frost Filter and Glare Shield Included**

Specifications are subject to change without notice ©Elation Professional 07/05/16

Elation Professional USA | 6122 S. Eastern Ave. | Los Angeles, CA. 90040  
323-582-3322 | 323-832-9142 fax | www.elationlighting.com | info@elationlighting.com

Elation Professional B.V. | Junostraat 2 | 6468 EW Kerkrade, The Netherlands  
+31 45 546 85 66 | +31 45 546 85 96 fax | www.elationlighting.eu | info@elationlighting.eu

**PRODUCT SPECIFICATIONS**

**SOURCE**

(12) 10W Multi-Chip CW / WW / Amber LEDs  
100,000 Hour Average LED Life\*

\*LED Life may vary depending on several factors including but not limited to: Environmental Conditions, Power/Voltage, Usage Patterns (On-Off Cycling), Control and Dimming.

**PHOTOMETRIC DATA**

6,425 LUX 597 FC @3.3' (1m) (28° Full ON)  
3,196 LUX 297 FC @3.3' (1m) (38° Full ON w/Frost Filter)

**EFFECTS**

Pixel Control  
Strobe and Chase Effects  
Variable and Selectable Dimming Curves  
Independent Dim-to-Warm Channel Control (1.8K-3.2K)

**CONTROL / CONNECTIONS**

(12) DMX Channel Modes (1/2/3/5/6/7/10/12/14/36/41/45)  
4 Button Control Panel and LCD Menu Display  
RDM (Remote Device Management)  
ArtNet + KlingNET Protocol Support  
(2) etherCON RJ45 In/Out  
3pin and 5pin DMX In/Out  
powerCON Power In/Out

**SIZE / WEIGHT**

Length: 35.4" (900mm)  
Width: 8.1" (206.4mm) \*with included glare shield  
Vertical Height: 6.1" (155mm)  
Weight: 14.0 lbs. (6.4 kg)

**ELECTRICAL / THERMAL**

AC 110-240V - 50/60Hz  
120W Max Power Consumption  
Power Linking: 7pcs Max @110V / 15pcs Max @240V  
5°F to 113°F (-15°C to 45°C)

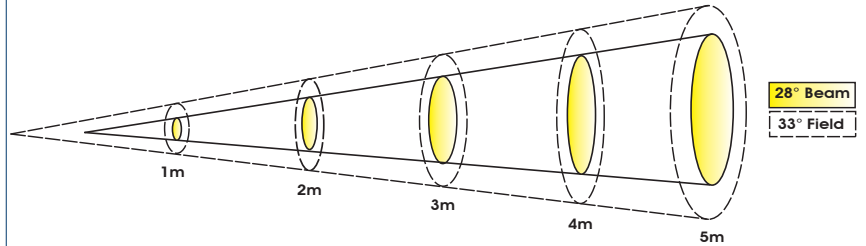
**APPROVALS / RATINGS**



**INCLUDED ITEMS**

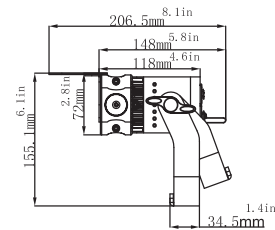
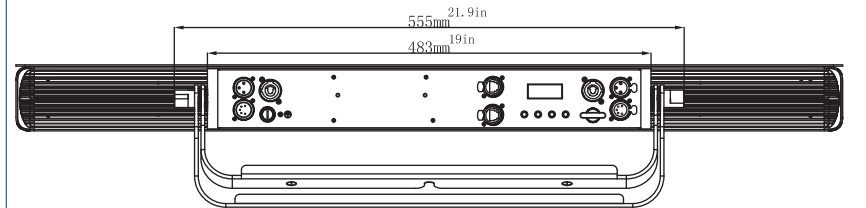
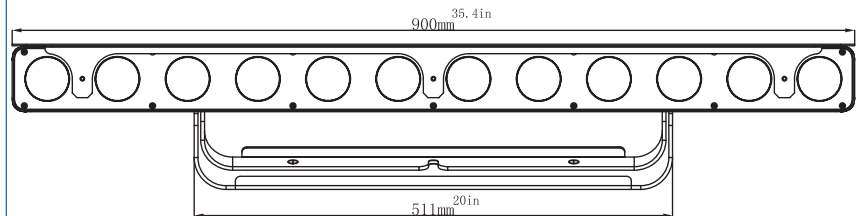
powerCON Cable  
Glare Shield  
Frost Filter

**PHOTOMETRIC DATA**



	1 m	3.3 ft	2 m	6.6 ft	3 m	9.8 ft	4 m	13.1 ft	5 m	16.4 ft
28° Beam Diameter	0.48	1.6	1.01	3.3	1.54	5.1	2.09	6.9	2.62	8.6
33° Field Diameter	0.59	1.9	1.23	4.0	1.86	6.1	2.48	8.1	3.12	10.2
	lux	fc	lux	fc	lux	fc	lux	fc	lux	fc
CW LEDs	3,561	331	1,603	149	905	84	584	54	382	35
WW LEDs	3,447	320	1,587	147	872	81	550	51	379	35
AMBER LEDs	1,166	108	589	55	318	30	201	19	138	13
FULL ON	6,425	597	2,975	276	1,625	151	999	93	686	64

**DIMENSIONAL DIAGRAMS**



**OPTIONAL ACCESSORIES**

ORDER CODE	ITEM
TRIGGER CLAMP	Heavy Duty Wrap Around Hook Style Clamp
PLC3	3' (1m) powerCON PRO Link Cable
AC3PDMX5PRO	5 ft. (1.5m) 3pin PRO DMX Cable
AC5PDMX5PRO	5 ft. (1.5m) 5pin PRO DMX Cable
CAT005	5' (1.5m) CAT6 etherCON Cable
	Additional cable lengths available

Specifications are subject to change without notice ©Elation Professional 07/05/16

