

K&F CA 1515-6 - SP



- 2-way full-range system with multi-functional enclosure and integrated driver and power amplifier technology
- 15" low-mid chassis/1.5" high-frequency driver on a rotatable 65° x 50° CD horn
- Max. SPL 130 dB (peak/1 m)

The CA 1515-6 – SP is an active plug-and-play full-range system with powerful bass reproduction for high quality, assertive medium-range sound reinforcement.

The precise radiation characteristics of the CA 1515-6 – SP facilitate an on-target acoustic coverage and are well-suited to use in a cluster array. Natural reproduction of speech and music, even at high volume levels, characterize the CA 1515-6 – SP. Additional subwoofers can often be dispensed with, even when increased bass response is required. A special phase alignment in the CA 1515-6 – SP optimizes use in conjunction with all K&F SP series subwoofers.

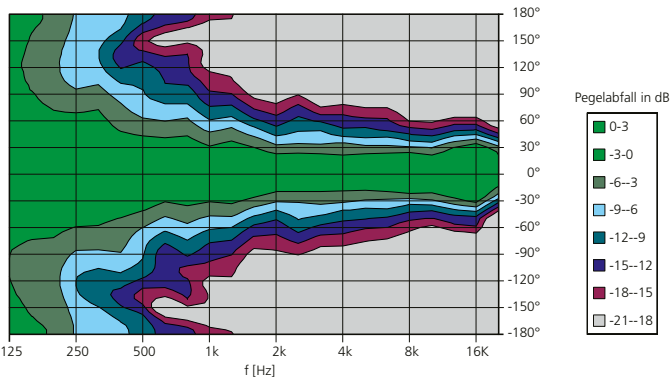
Whether as stage monitor or main system; the simple handling and high performance of the CA 1515-6 – SP are convincing in a wide range of applications, both in mobile use and installed in theatres, opera houses, discos, live clubs, all-purpose halls or TV and radio studios.

The system electronics contain the completely noiseless convection-cooled and highly efficient digital 1 kW Class D power amplifier and take care of the specific basic equalization. An elaborate limiter section with RMS and peak limiters ensures safety of operation. Thus equipped one can do without the addition of a controller.

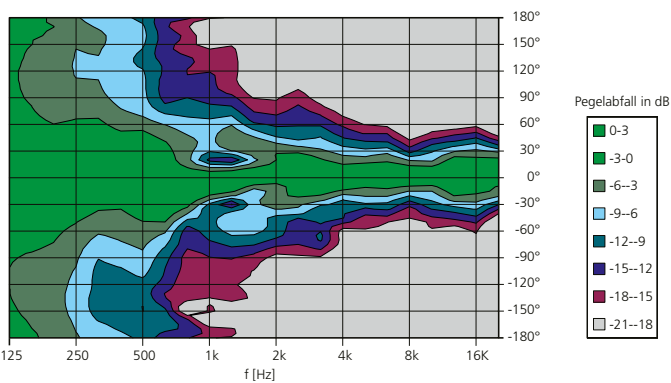
The compact enclosure with 5 flying points, monitor angles, carrying handles and stand adapter make for a quick and secure set-up. The CA 1515-6 – SP is without doubt a highly flexible tool in the highest category of professional active systems.

Loudspeaker	
Design	2-way full-range system with integrated driver and power amplifier technology, bass reflex tuning
Frequency range -10 dB	47 Hz – 22 kHz (FILTERS 'OFF')
Frequency range ±3 dB	77 Hz – 19 kHz (FILTERS 'ON' and FILTERS 'OFF')
Coverage angles nominal	65° x 50° (hor. x vert.)/rotatable horn
Max. SPL	130 dB (SPL peak/1 m)
Components	1.5" high frequency driver with 75 mm titanium dome, 15" low-mid chassis, passive crossover, 1.1 kHz 12 dB/octave, self-resetting protection circuit for 1.5" chassis, time and phase correction
Input connectors	LINE IN: XLR 3 pin female, LINE OUT: XLR 3 pin male, parallel with LINE IN, Pin 1=ground/Pin 2=+signal/Pin 3=-signal
Supply voltage	230 V version: AC 195 – 250 V, 50/60 Hz
alternative	115 V version: AC 95 – 125 V, 50/60 Hz
Power consumption nominal	@ 230 V: 1.25 A @ 115 V: 2.5 A
Burst current (I _{rms} / <500 ms)	@ 230 V: 7 A @ 115 V: 14 A
Idle Current	@ 230 V: 200 mA @ 115 V: 400 mA
Power connectors	1 x Neutrik PowerCon lockable, 1 x input and 1 x output
Input Module	
Input sensitivity	+6 dB/1.55 V _{rms} for rated output
Input impedance	50 kΩ (balanced/unbalanced)
Common mode rejection	Min.: 74 dB, typical: 90 dB
Controls	Level control ±6 dB, bypass switch for the active filters (for operations with K&F System Controller), ground lift switch
Display	Bi-coloured LED: green = Power On, red = Limit / Protect
Driver circuit	High pass 45 Hz (-3 dB), 24 dB / octave (FILTERS 'ON'), Phase correction, frequency equalisation (EQ), peak limiter, RMS limiter
Amplifier Module	
Type	Class D
Power	1000 W @ 8 Ω (EIAJ)
Power bandwidth	10 Hz to 30 kHz
Damping factor	>500 (100 Hz), >100 (10 kHz)
S/N ratio	>105 dB (A)
Cooling	Air convection (without fan)
Protection circuits	Short circuit, over-temperature, clipping, overload
Enclosure	
	Trapezoidal enclosure out of 15 mm multiplex with highly resistable structured paint (PU) in RAL 9005 (black), monitor and cluster angles, 5 flying points 'allsafe Jungfalk', 2 butterfly handles, mounting flange K&M 19656, ball proof steel grille with exchangeable acoustic foam (black) in front of the grille
Weight	38.9 kg
Colour	RAL 9005 (black)
Dimensions (W x H x D)	434 x 680 x 411 mm
Option	'special finish in RAL colours'
Accessories	see catalog or www.kling-freitag.com

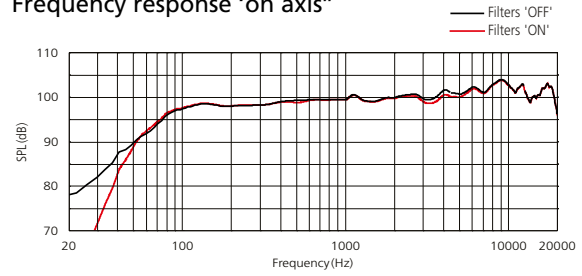
Horizontal radiation pattern



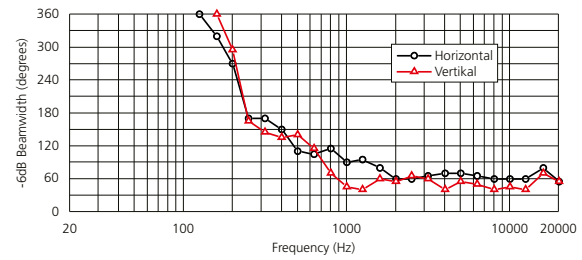
Vertical radiation pattern



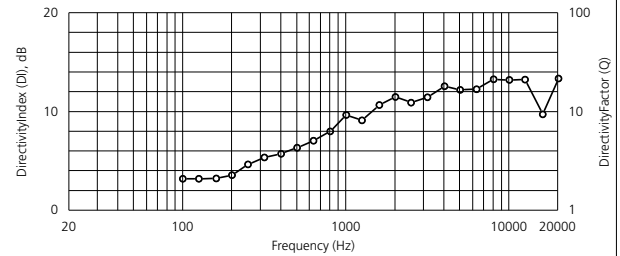
Frequency response 'on axis'



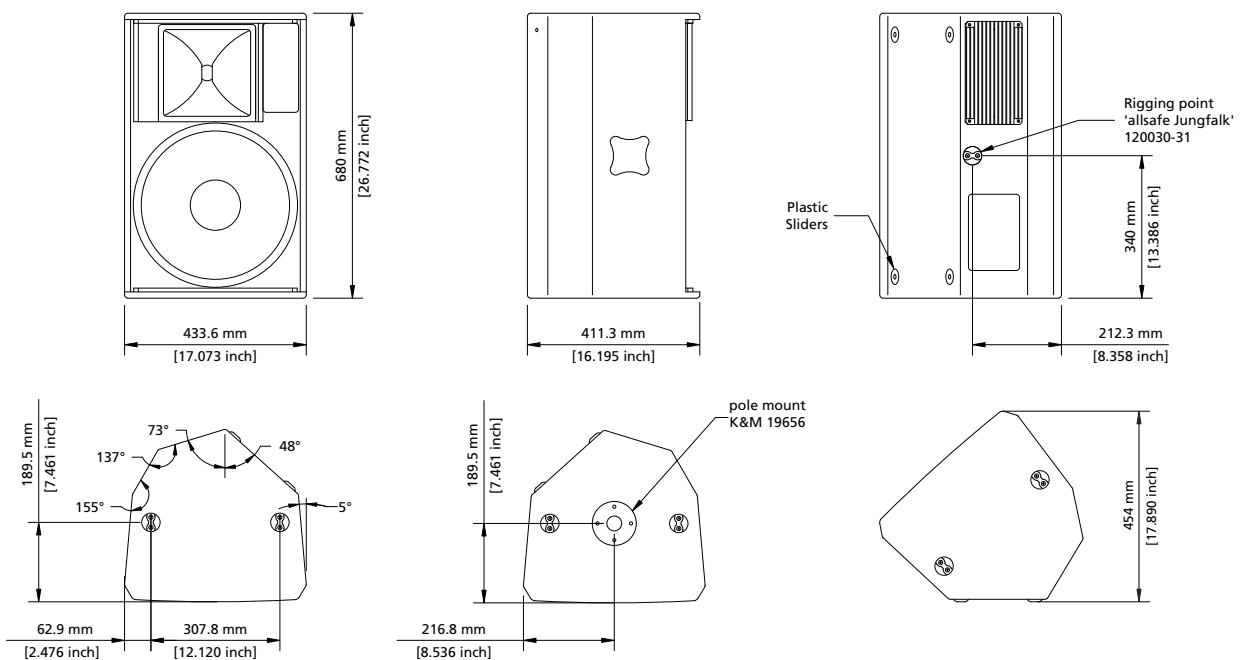
Beamwidth vs. frequency



Q-Index



All measurements under free field conditions. Frequency diagrams 1/6 octave averaged, radiation and polar pattern 1/3 octave averaged. The manufacturer reserves the right to make product alterations to improve product quality without prior notice. Errors excepted.



Further information and data like specifications, manuals, technical drawings as DWG, DXF and PDF files as well as data files for acoustic simulations with Ease and Ulysses are available on our web site www.kling-freitag.de

KLING & FREITAG GmbH
Junkersstrasse 14
D-30179 Hannover
Tel. +49 (0)511 96 99 7-0
Fax +49 (0)511 67 37 94